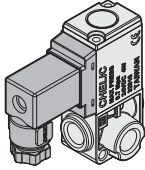
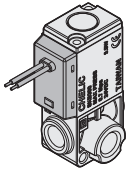
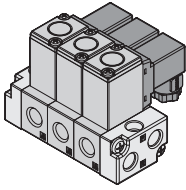
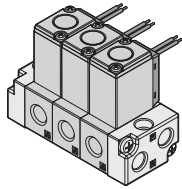


SWB series 3/2 High Frequency Solenoid Valve

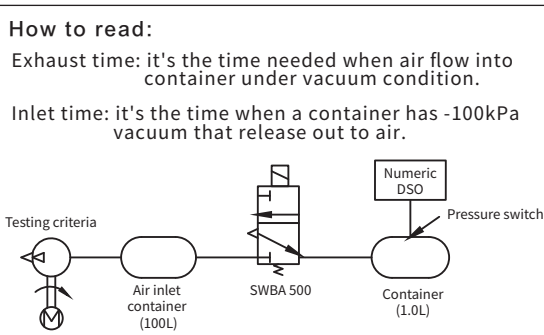
SWB series index

CHELIC

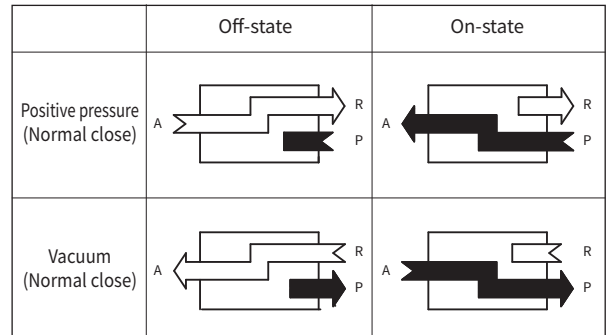
Index

	Image	SWB □ series	Pressure range	Port size	Voltage	Page
Single unit type	SWBA-K		Positive pressure 0~0.7 (0~700) MPa(kPa)	Rc1/8	DC24V/ 5.8W	P.2-1.298
	SWBA-W		Vacuum 0~-0.1 (0~-100) MPa(kPa)			
Modularize	SWBB-K		Positive pressure 0~0.7 (0~700) MPa(kPa)	Rc1/8	DC24V/ 5.8W	P.2-1.299
	SWBB-W		Vacuum 0~-0.1 (0~-100) MPa(kPa)			

Vacuum testing circuit



Coil excitation and flow direction



SWB series 3/2 High Frequency Solenoid Valve

Product features

CHELIC

Feature

- High speed response
- Large flow
- Patented design



Specification

Item	Model	SWBA 500		SWBB 500	
		K	W	K	W
Electrical entry					
Pressure range MPa	Positive pressure	0 ~ 0.7			
	Vacuum	-0.1 ~ 0			
Fluid		Air			
Ambient and fluid temperature	°C	0 ~ 50			
Type of actuation		Direct operated			
Number of positions		3/2 (Normally closed)			
Effective orifice	mm ²	0.15			
Voltage % range		DC24V±10%			
Manual override		Press: No Lock			
Port size	Rc(PT/PF/NPT)	1/8			
Max. actuation speed	Hz	125			
Max. response time	ms	ON: < 6, OFF: < 2			

Model selection

Sequence 1 Pressure range selection

Unit: MPa

Item	Model	SWBA(B) 501
Min. pressure		0.05
Max. pressure		0.75
Pressure range setting		0.05 ~ 0.7

- Please do must select proper code before using and pay attention to maximum pressure supply and pressure setting range.

Sequence 2 Rated voltage

Unit: W

Power	Voltage	DC24V±10%
	Power consumption	Power supply voltage DC24V type: 5.8W or less

- SWB applies DC power only. Please make sure applying proper voltage to prevent hazardous to the product.

Sequence 3 Fluid

Fluid	Air	Positive pressure/ Vacuum

- Neutral air only. Do not apply fluid contains chemical or any appropriate fluid.

ISO

SRU

SRUB

SMU

SMUB

SKU

SKB

SKV

SV310

SWB

SWB series 3/2 High Frequency Solenoid Valve

Code of order

CHELIC

Code of order - Single unit

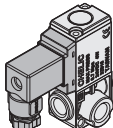
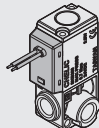
SWBA 501 - V - D2 - K

— 1 — 2 — 3 — 4 —

1	Mark	Image
	501	500 type

2	Mark	Pressure
	None	Positive pressure
	V	Vacuum

3	Mark	Voltage
	D2	DC24V / 5.8W

4	Mark	Electrical entry
	K	
	W	

● W: With wire length 300mm

Code of order - Manifold

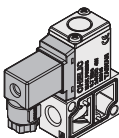
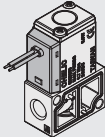
SWBB 501 - V - D2 - K - M3

— 1 — 2 — 3 — 4 — 5 —

1	Mark	Image
	501	500 type

2	Mark	Pressure
	None	Positive pressure
	V	Vacuum

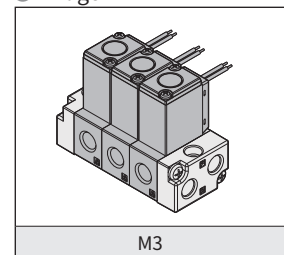
3	Mark	Voltage
	D2	DC24V / 5.8W

4	Mark	Electrical entry
	K	
	W	

● W: With wire length 300mm

5	Mark	Manifold
	M1	1 sets
	M2	2 sets
	⋮	⋮
	M8	8 sets

● Image



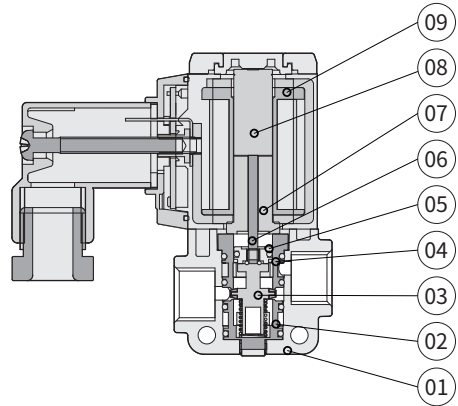
SWB series 3/2 High Frequency Solenoid Valve

Product features

CHELIC

SWBA 500 Components and material list

No.	Item	Material	Weight(g)
01	Body	Aluminum alloy	15.71
02	Outer shaft B	Stainless steel	2.27
03	Shaft	Aluminum alloy	1.32
04	Outer shaft A	Stainless steel	3.8
05	Upper spool	Stainless steel	0.47
06	Lever	Stainless steel	0.52
07	Coil insert bushing	Stainless steel	4.32
08	Spring bushing	Stainless steel	4.9
09	Coil	Polyester	38.76



ISO

SRU

SRUB

SMU

SMUB

SKU

SKB

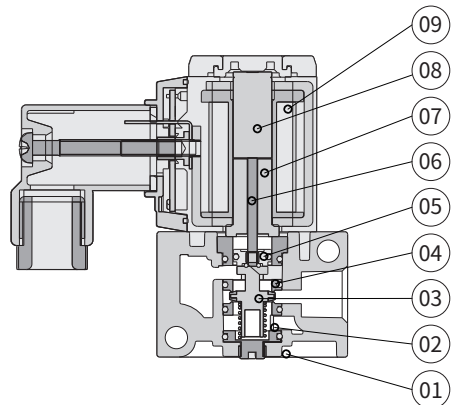
SKV

SV310

SWB

SWBB 500 Components and material list

No.	Item	Material	Weight(g)
01	Body	Aluminum alloy	19.84
02	Outer shaft B	Stainless steel	2.27
03	Shaft	Aluminum alloy	1.32
04	Outer shaft A	Stainless steel	3.8
05	Upper spool	Stainless steel	0.47
06	Lever	Stainless steel	0.52
07	Coil insert bushing	Stainless steel	4.32
08	Spring bushing	Stainless steel	4.9
09	Coil	Polyester	38.76



Product weight

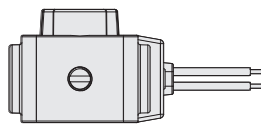
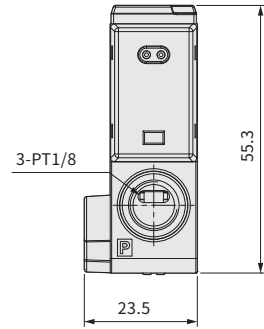
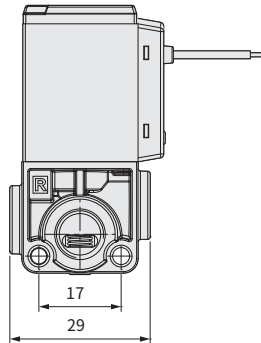
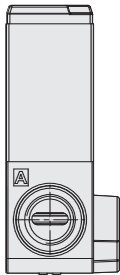
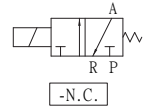
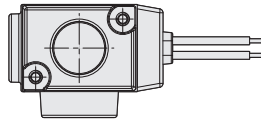
Image	Electrical entry	Weight(g)
SWBA	K	90
	W	81
SWBB	K	(93*Manifold quantity) + 35
	W	(86*Manifold quantity) + 35

SWB series 3/2 High Frequency Solenoid Valve

Dimensions

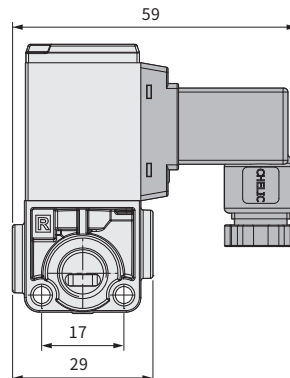
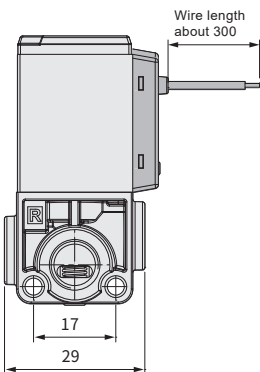
CHELIC

■ SWBA 500 - W



■ - W - Wire type

■ - K - Wire type

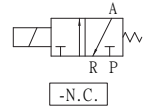
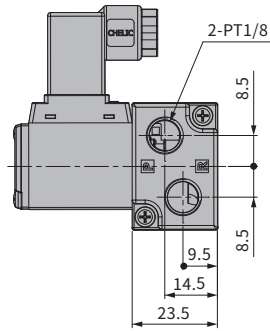
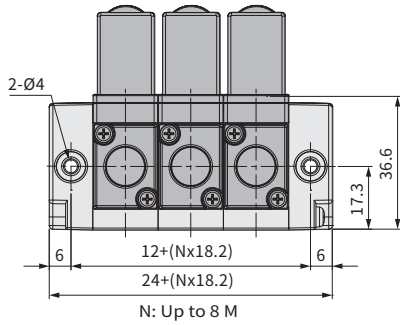


SWB series 3/2 High Frequency Solenoid Valve

Dimensions

CHELIC

SWBB 500 - K



ISO

SRU

SRUB

SMU

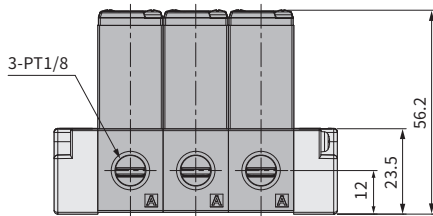
SMUB

SKU

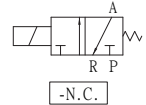
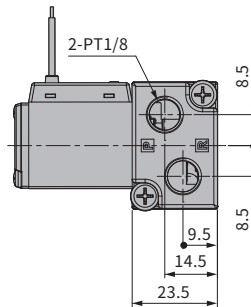
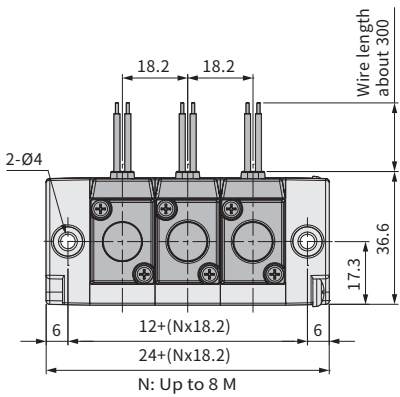
SKB

SKV

SV310



SWBB 500 - W



SWB

